

**SWARAJ**

अद्वैत विश्वास  
हाम्रो स्वराज

# RUGGED RELIABLE

***Swaraj Target 630***



Deming Medal for Total Quality Management (2012)





# Swaraj Target 630

For decades, Swaraj has won the hearts of the farmers by giving them indomitable power to conquer the terrain across the nation. Now we leap into a future where power gets super-charged by the best-in-class technology. This convergence will enable the new-age farmers to meet all their targets for farming and life.

## SWARAJ TARGET 630 SPECIFICATIONS

### ENGINE

TYPE	FOUR-STROKE, DIRECT INJECTION, WATER-COOLED, DIESEL ENGINE (MAKE:YANMAR)
ENGINE POWER (hp)	29
RATED RPM	2800
NO. OF CYLINDERS	3
DISPLACEMENT (cc)	1331

### ELECTRICAL

BATTERY CAPACITY	12V, 55AH
ALTERNATOR	45A

### CLUTCH

TYPE	SINGLE DRY CLUTCH
------	-------------------

### STEERING

TYPE	POWER
------	-------

### BRAKES

TYPE	OIL-IMMERSED BRAKES
------	---------------------

### TRANSMISSION

NO. OF SPEEDS	9 FORWARD + 3 REVERSE
GEAR BOX TYPE	SYNCHROMESH

### HYDRAULIC SYSTEM

LIFTING CAPACITY (Kg)	980
-----------------------	-----

### PTO

TYPE	INDEPENDENT WET CLUTCH PTO (REAR MOUNTED 6 SPLINE)
PTO RPM	540, 540E
POWER (hp)	24

### OPERATING WEIGHT

TOTAL WEIGHT (Kg)	975
-------------------	-----

### DIMENSIONS

WHEELBASE (mm)	1555
LENGTH (mm)	2880
WIDTH (mm)	930 (NARROW) Opt. 1055 & 1145

### TYRE

AG (FRONT)	180/85D12 Opt. 180/85D12 (NARROW RIM)
AG (REAR)	8.3 x 20 Opt. 9.50 x 20 & 9.50 x 20 HL

## KEY FEATURES



Compact, lightweight tractor, targeted for farmers to achieve every function of Spraying and Interculture in horti, orchards, and narrow plantations like sugarcane, cotton, etc.



Powerful DI Engine with 87 Nm max. torque to effortlessly pull trailed sprayers of up to 800 litres even in the muddiest terrain.



Narrowest FlexiTrack with 3 feet overall width Option to adjust track width as 28, 32 or 36-inch, basis the crop.



ADDC Hydraulics which ensure uniform depth control in draft implements such as duck-foot cultivator, MB plough, and others.



Spray Saver Switch technology can save up to 10% of the expensive spray.



Fully Sealed 4WD Portal Axle gives better ground clearance as well as no mud entry in axle.



540 & 540 E Economy PTO allows you to save fuel while using lighter equipment like alternators and water pumps.



Stylish Digital Cluster makes it easier to read information, even in low-light.



Engine Key Stop to turn on/off the engine with a key.



Clear and powerful headlamps give day-like brightness in the dark.

**PRODUCT DISCLAIMER:** This product literature is published by Mahindra & Mahindra Ltd. India for global circulation. Specifications in this brochure are based on the latest product information available at the time of publication. Some images and product photos used are for illustration purposes only and could show optional attachments available at extra cost. Please contact your local Mahindra dealer for the most up-to-date information on product and the optional features and attachments available in your country.



# **RELIABLE VERSATILE**

## **SWARAJ 735 FE 2WD**



DEMING PRIZE  
2003

**SWARAJ**

# SWARAJ 735 FE 2WD

The Swaraj 735 FE is a highly popular choice among the farming community, known for its robust performance. Powered by a 2734 cm<sup>3</sup> engine, this tractor is exceptional at handling various agricultural tasks such as working with cultivators, rotavators, and threshers. Designed for maximum comfort, the 735 FE boasts Hydraulic Assisted Power Steering, Oil-Immersed Brakes, and Dual Clutch, all of which provide a smoother and more efficient driving experience. These features not only reduce operator fatigue but also enhance overall productivity, making it one of the most sought-after tractors in the agricultural sector.

MODEL	SWARAJ 735 FE 2WD
<b>ENGINE</b>	
Engine Power (hp)	38
Rated Engine Speed (r / min)	1800
Displacement (cm <sup>3</sup> )	2734
<b>TRANSMISSION</b>	
Max. Torque (Nm)	Sliding Mesh
Air cleaner provision	8F + 2R Centre Shift
<b>CLUTCH</b>	
Type	Dual
<b>STEERING</b>	
Type	Mechanical
<b>PTO and HYDRAULIC</b>	
Type	540
Number of Gears / Speeds	1650
<b>BRAKES</b>	
Type	Oil Immersed Brake
<b>DIMENSIONS</b>	
Overall Length (mm)	3450
Overall Width (mm)	1780
Wheelbase (mm)	2090
<b>TIRES Sizes and Options</b>	
Ag (Front)	6.00 x 16
Ag (Rear)	13.6 X 28

## PRODUCT DISCLAIMER

This product literature is published by Mahindra & Mahindra Ltd. India, for Global circulation. Specifications in this brochure are based on the latest product information available at the time of publication. Some images and product photos used are for illustration purpose only and could show optional attachments available at extra cost. Please contact your local Mahindra dealer for the most up-to-date information on product and the optional features and attachments available in your country.

**DEALER NAME**





**SWARAJ**

# RUGGED RELIABLE

**Swaraj 744 FE**

*All new*  
**SWARAJ**



Deming Medal for Total Quality Management (2012)








# Swaraj 744 FE


The **Swaraj 744 FE** conquers every land, transforming it into a flourishing field of crops. While being rugged, it even has features that make it more stable. With a reliable tractor like Swaraj 744 FE working alongside, you can take your growth story ahead.


SPECIFICATIONS	2WD	2WD
<b>ENGINE</b>		
TYPE	FOUR-STROKE, DIRECT INJECTION, TURBOCHARGED, WATER-COOLED, DIESEL ENGINE	FOUR-STROKE, DIRECT INJECTION, TURBOCHARGED, WATER-COOLED, DIESEL ENGINE
ENGINE POWER (HP)	45	45
RATED RPM	2000	2000
NO. OF CYLINDERS	3	3
DISPLACEMENT (cc)	3307	3307
<b>ELECTRICAL</b>		
BATTERY CAPACITY	12 V, 88 AH	12 V, 88 AH
ALTERNATOR	35A	35A
<b>CLUTCH</b>		
TYPE	DUAL	DUAL
<b>STEERING</b>		
TYPE	MECHANICAL	POWER
<b>BRAKES</b>		
TYPE	OIL-IMMERSED BRAKES	OIL-IMMERSED BRAKES
<b>TRANSMISSION</b>		
NO. OF SPEEDS	8 FORWARD x 2 REVERSE	8 FORWARD x 2 REVERSE
GEAR BOX TYPE	SLIDING MESH	SLIDING MESH
<b>HYDRAULIC SYSTEM</b>		
LIFTING CAPACITY	2000	2000
<b>PTO</b>		
TYPE	CRPTO	MSPTO
PTO RPM	540	540
POWER (hp)	40.3	40.3
<b>OPERATING WEIGHT</b>		
TOTAL WEIGHT (Kg)	2060	2060
<b>DIMENSIONS</b>		
WHEELBASE (mm)	2095	2095
LENGTH (mm)	3455	3455
WIDTH (mm)	1830	1830
<b>TYRE</b>		
AG (FRONT)	6 x 16	7.5 x 16
AG (REAR)	13.6 x 28	14.9 x 28


- 


High torque of 193 Nm for efficient working in agri & haulage applications.
- 


High PTO power of 40 hp for efficiently working in rotavator and PTO-driven applications.
- 


8 forward and 2 reverse gears for customer friendly gear shifting pattern.
- 

Low-rated RPM of 2000 for better fuel consumption.
- 

Dual clutch of 12-inch size for efficient use in rotavator & PTO-driven applications.
- 

Oil-immersed disc brakes for efficient braking in heaviest of loading.
- 

Power Steering for more comfort for longer driving hours.
- 

Better ground clearance for ease of crossing over bunds.
- 

IPTO clutch allows operators to easily engage & disengage PTO.



**PRODUCT DISCLAIMER:** This product literature is published by Mahindra & Mahindra Ltd. India, for global circulation. Specifications in this brochure are based on the latest product information available at the time of publication. Some images and product photos used are for illustration purpose only and could show optional attachments available at extra cost. Please contact your local Mahindra dealer for the most up-to-date information on the product and the optional features and attachments available in your country.



**SWARAJ**

# RUGGED RELIABLE

***Swaraj 855 FE***

*All new*  
**SWARAJ**



Deming Medal for Total Quality Management (2012)





# Swaraj 855 FE

New **Swaraj 855 FE** conquers every land, transforming it into a flourishing field of crops. While being rugged, it even has features that make it more stable. With a reliable tractor like Swaraj 855 FE working alongside, you can take your growth story ahead.

MODELS	855 FE 2WD	855 FE 4WD
<b>ENGINE</b>		
TYPE	FOUR-STROKE, DIRECT INJECTION, TURBOCHARGED, WATER-COOLED, DIESEL ENGINE	FOUR-STROKE, DIRECT INJECTION, TURBOCHARGED, WATER-COOLED, DIESEL ENGINE
ENGINE POWER (hp)	49.3	49.3
RATED RPM	2000	2000
NO. OF CYLINDERS	3	3
DISPLACEMENT (cc)	3480	3480
<b>ELECTRICAL</b>		
BATTERY CAPACITY	12 V, 100 AH	12 V, 100 AH
ALTERNATOR	35A	35A
<b>CLUTCH</b>		
TYPE	DUAL	DUAL
<b>STEERING</b>		
TYPE	POWER	POWER
<b>BRAKES</b>		
TYPE	OIL-IMMERSED BRAKES	OIL-IMMERSED BRAKES
<b>TRANSMISSION</b>		
NO. OF SPEEDS	8 FORWARD + 2 REVERSE	8 FORWARD + 2 REVERSE
GEAR BOX TYPE	SLIDING MESH	SLIDING MESH
<b>HYDRAULIC SYSTEM</b>		
LIFTING CAPACITY (Kg)	2000	2000
<b>PTO</b>		
TYPE	CRPTO	IPTO
PTO RPM	540	540
POWER (hp)	45.32	45.32
<b>OPERATING WEIGHT</b>		
TOTAL WEIGHT (Kg)	2290	2535
<b>DIMENSIONS</b>		
WHEELBASE (mm)	2250	2165
LENGTH (mm)	3575	3560
WIDTH (mm)	1845	1830
<b>TYRE</b>		
AG (FRONT)	7.5 x 16	9.5 x 20
AG (REAR)	16.9 x 28	14.9 x 28

## KEY FEATURES

-  High torque of 211 Nm for efficient working in agri & haulage applications.
-  High PTO power of 45 hp for efficiently working in rotavator and PTO-driven applications.
-  8 forward and 2 reverse gears for customer friendly gear shifting pattern.
-  Low-rated RPM of 2000 for better fuel consumption.
-  Dual clutch for efficient use in rotavator & PTO-driven applications.
-  Oil-immersed disc brakes for efficient braking in heaviest of loading.
-  Power Steering for more comfort for longer driving hours.
-  Better ground clearance for ease of crossing over bunds.



**PRODUCT DISCLAIMER:** This product literature is published by Mahindra & Mahindra Ltd. India, for global circulation. Specifications in this brochure are based on the latest product information available at the time of publication. Some images and product photos used are for illustration purpose only and could show optional attachments available at extra cost. Please contact your local Mahindra dealer for the most up-to-date information on the product and the optional features and attachments available in your country.



**SWARAJ**

# RUGGED RELIABLE

***Swaraj 963 FE***



Deming Medal for Total Quality Management (2012)





# Swaraj 963 FE

The new **Swaraj 963 FE** conquers every land, transforming it into a flourishing field of crops. While being rugged, it even has features that make it more stable. With a reliable tractor like Swaraj 963 FE working alongside, you can take your growth story ahead.

MODELS	963 FE 2WD	963 FE 4WD
<b>ENGINE</b>		
TYPE	FOUR-STROKE, DIRECT INJECTION, TURBOCHARGED, WATER-COOLED, DIESEL ENGINE	FOUR-STROKE, DIRECT INJECTION, TURBOCHARGED, WATER-COOLED, DIESEL ENGINE
ENGINE POWER (hp)	60	60
RATED RPM	2100	2100
NO. OF CYLINDERS	3	3
DISPLACEMENT (cc)	3470	3470
<b>ELECTRICAL</b>		
BATTERY CAPACITY	12 V, 100 AH	12 V, 100 AH
ALTERNATOR	45A	45A
<b>CLUTCH</b>		
TYPE	DUAL	DUAL
<b>STEERING</b>		
TYPE	POWER	POWER
<b>BRAKES</b>		
TYPE	OIL-IMMERSED BRAKES	OIL-IMMERSED BRAKES
<b>TRANSMISSION</b>		
NO. OF SPEEDS	12 FORWARD + 3 REVERSE	12 FORWARD + 3 REVERSE
GEAR BOX TYPE	PARTIAL MESH	PARTIAL MESH
<b>HYDRAULIC SYSTEM</b>		
LIFTING CAPACITY (Kg)	2200	2200
<b>PTO</b>		
TYPE	SLIPTO	SLIPTO
PTO RPM	540 OPT. 540E	540 OPT. 540E
POWER (hp)	49.82	49.82
<b>OPERATING WEIGHT</b>		
TOTAL WEIGHT (Kg)	2830	3015
<b>DIMENSIONS</b>		
WHEELBASE (mm)	2220	2245
LENGTH (mm)	3713	3713
WIDTH (mm)	1922	1922
<b>TYRE</b>		
AG (FRONT)	7.5 x 16	9.5 x 24
AG (REAR)	16.9 x 28	18.4 x 30

## KEY FEATURES

-  High torque of 215 Nm for efficient working in agri & haulage applications.
-  High lift capacity hydraulics of 2200 Kg for lifting of heavy implements with ease.
-  Advanced 12 forward and 3 reverse gears for customer friendly gear shifting pattern.
-  Oil-immersed disc brakes for efficient braking in heaviest of loading.
-  Dual clutch of 12-inch size for efficient use in rotavator & PTO-driven applications.
-  Power Steering for more comfort for longer driving hours.
-  Better ground clearance for ease of crossing over bunds.
-  Direction control valve for efficient working with tipping trolleys.

PRODUCT DISCLAIMER: This product literature is published by Mahindra & Mahindra Ltd. India, for global circulation. Specifications in this brochure are based on the latest product information available at the time of publication. Some images and product photos used are for illustration purpose only and could show optional attachments available at extra cost. Please contact your local Mahindra dealer for the most up-to-date information on the product and the optional features and attachments available in your country.



**SWARAJ**

# RELIABLE POWERFUL

***Swaraj 975 FE 4WD***



Deming Medal for Total Quality Management (2012)





# Swaraj 975 FE 4WD

The **Swaraj 975 FE 4WD** conquers every land, transforming it into a flourishing field of crops. While being rugged, it even has features that make it more stable. With a reliable tractor like Swaraj 975 FE 4WD working alongside, you can take your growth story ahead.

## SWARAJ 975 FE 4WD SPECIFICATIONS

### ENGINE

TYPE	FOUR-STROKE, DIRECT INJECTION, TURBOCHARGED, WATER-COOLED, DIESEL ENGINE
ENGINE POWER (hp)	75
RATED RPM	2100
NO. OF CYLINDERS	4
DISPLACEMENT (cc)	3821.7

### ELECTRICAL

BATTERY CAPACITY	12V, 100 AH
ALTERNATOR	55A

### CLUTCH

TYPE	DUAL
------	------

### STEERING

TYPE	HYDROSTATIC POWER
------	-------------------

### BRAKES

TYPE	OIL-IMMERSED BRAKES
------	---------------------

### TRANSMISSION

NO. OF SPEEDS	15 FORWARD + 3 REVERSE
GEAR BOX TYPE	PARTIAL SYNCHROMESH

### HYDRAULIC SYSTEM

LIFTING CAPACITY (Kg)	2600
-----------------------	------

### PTO

TYPE	IPTO
PTO RPM	540
PTO (hp)	66

### OPERATING WEIGHT

TOTAL WEIGHT (Kg)	3338
-------------------	------

### DIMENSIONS

WHEELBASE (mm)	2220
LENGTH (mm)	4050
WIDTH (mm)	2050

### TYRE

AG (FRONT)	12.4 x 24
AG (REAR)	18.4 x 30

## KEY FEATURES



High torque of 305 Nm for efficient working in agri & haulage applications.



High lift capacity hydraulics of 2600 Kg for lifting of heavy implements with ease.



15 forward and 3 reverse gears for customer friendly gear shifting pattern.



Dual clutch of 12-inch size for efficient use in rotavator & PTO-driven applications.



Oil-immersed disc brakes for efficient braking in heavy stof loading.



Power Steering for more comfort for longer driving hours.



Better ground clearance for ease of crossing over bunds.



Direction control valve for efficient working with tipping trolleys.



Flat operator for fatigue-free operation.



**PRODUCT DISCLAIMER:** This product literature is published by Mahindra & Mahindra Ltd. India, for global circulation. Specifications in this brochure are based on the latest product information available at the time of publication. Some images and product photos used are for illustration purpose only and could show optional attachments available at extra cost. Please contact your local Mahindra dealer for the most up-to-date information on the product and the optional features and attachments available in your country.